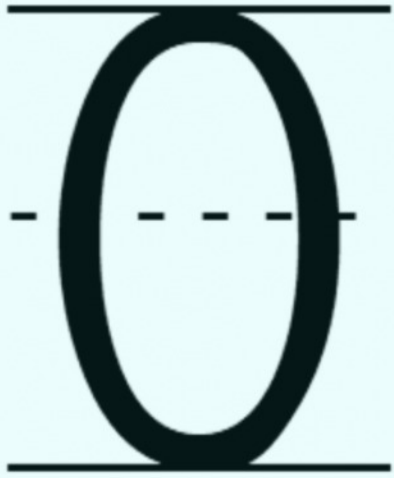



GIANT FLASHCARDS: NUMBERS



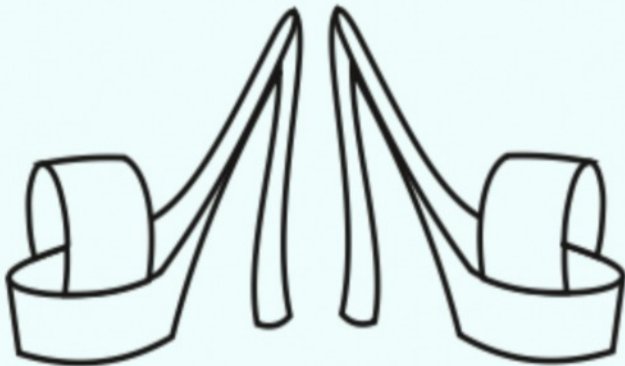
ZERO



ONE

GIANT FLASHCARDS: NUMBERS

2



TWO

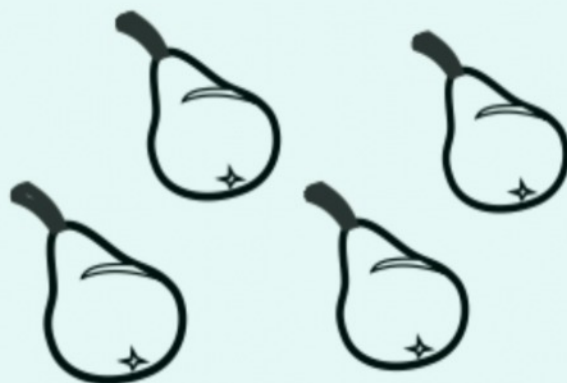
3



THREE


GIANT FLASHCARDS: NUMBERS

4



FOUR


5



FIVE

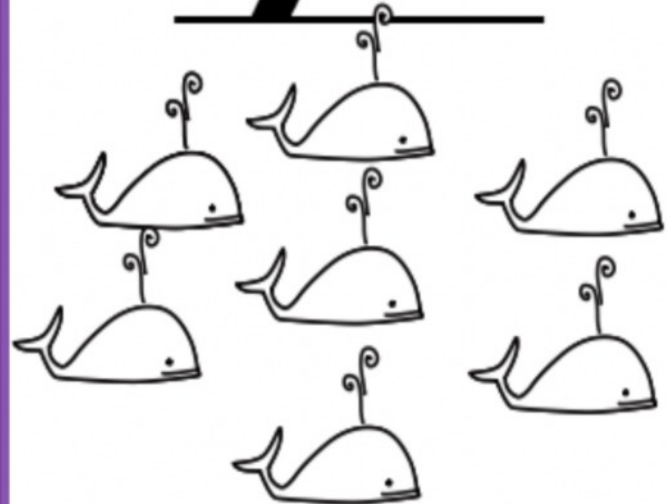
GIANT FLASHCARDS: NUMBERS

6



SIX

7



SEVEN

GIANT FLASHCARDS: NUMBERS

8




EIGHT

9



NINE


GIANT FLASHCARDS: NUMBERS



A large red-bordered flashcard for the number 10. At the top, the number '10' is written in a large, black, sans-serif font, with a dashed horizontal line through the middle of the '0'. Below the number, there are ten small, black-and-white line drawings of airplanes arranged in three rows: three in the first row, three in the second, and four in the third. At the bottom of the flashcard, the word 'TEN' is written in a bold, black, serif font. A small logo for 'Emma's PLACE' is in the bottom right corner.

10

TEN




A large yellow-bordered flashcard for the number 11. At the top, the number '11' is written in a large, black, sans-serif font, with a dashed horizontal line through the middle of the '1's. Below the number, there are eleven small, black-and-white line drawings of gift boxes arranged in three rows: four in the first row, four in the second, and three in the third. At the bottom of the flashcard, the word 'ELEVEN' is written in a bold, black, serif font. A small logo for 'Emma's PLACE' is in the bottom right corner.



11

ELEVEN


GIANT FLASHCARDS: NUMBERS



GIANT FLASHCARDS: NUMBERS



GIANT FLASHCARDS: NUMBERS




A blue-bordered flashcard for the number 16. At the top, the numbers '1' and '6' are written in a large, bold, black font on a three-line grid (top solid, middle dashed, bottom solid). Below the grid, there are 16 small, black-and-white line drawings of a smiling hamster, arranged in three rows: the first row has 5 hamsters, the second row has 6, and the third row has 5. At the bottom of the card, the word 'SIXTEEN' is written in a black, serif font. A small red logo with the text 'Emma's PLACE' is in the bottom right corner.



A purple-bordered flashcard for the number 17. At the top, the numbers '1' and '7' are written in a large, bold, black font on a three-line grid (top solid, middle dashed, bottom solid). Below the grid, there are 17 small, black-and-white line drawings of an open umbrella, arranged in three rows: the first row has 5 umbrellas, the second row has 6, and the third row has 6. At the bottom of the card, the word 'SEVENTEEN' is written in a black, serif font. A small red logo with the text 'Emma's PLACE' is in the bottom right corner.

GIANT FLASHCARDS: NUMBERS




A yellow-bordered flashcard featuring the number 18. The number is written in large black font on a three-line grid. Below the number, there are 18 leaves arranged in a grid. The word "EIGHTEEN" is written in black capital letters at the bottom.

18

EIGHTEEN

Emma's PLACE




A red-bordered flashcard featuring the number 19. The number is written in large black font on a three-line grid. Below the number, there are 19 pinecones arranged in a grid. The word "NINETEEN" is written in black capital letters at the bottom.

19

NINETEEN

Emma's PLACE

GIANT FLASHCARDS: NUMBERS



A large flashcard with a pink border. At the top, the number '20' is written in a large, bold, black font. The number is positioned between a solid top line and a solid bottom line, with a dashed horizontal line in the middle. Below the number, there are 20 small, black-and-white line drawings of convertibles arranged in a 5x4 grid. At the bottom of the flashcard, the word 'TWENTY' is written in a large, black, serif font.

20

TWENTY