


Musical Instruments Cube

Cut along the outside. Fold in the flaps. Glue the flaps to secure the cube.


Emma's
PLACE



Musical Instruments Cube

Cut along the outside. Fold in the flaps. Glue the flaps to secure the cube.


Emma's
PLACE



Musical Instruments Cube

Cut along the outside. Fold in the flaps. Glue the flaps to secure the cube.


Emma's
PLACE



Musical Instruments Cube

Cut along the outside. Fold in the flaps. Glue the flaps to secure the cube.

Emma's
PLACE



Musical Instruments Cube

Cut along the outside. Fold in the flaps. Glue the flaps to secure the cube.

Emma's
PLACE

