


T



t



T



t

Tracing practice for uppercase 'T' and lowercase 't'. Each letter is shown with dashed lines and a small 'h' indicating the starting point for the stroke.

Tracing practice for uppercase 'T' (7 columns):

- Column 1: Dashed 'T' with a small 'h' at the top left.
- Column 2: Dashed 'T' with a small 'h' at the top left.
- Column 3: Dashed 'T' with a small 'h' at the top left.
- Column 4: Dashed 'T' with a small 'h' at the top left.
- Column 5: Dashed 'T' with a small 'h' at the top left.
- Column 6: Dashed 'T' with a small 'h' at the top left.
- Column 7: Dashed 'T' with a small 'h' at the top left.

Tracing practice for lowercase 't' (7 columns):

- Column 1: Dashed 't' with a small 'h' at the top left.
- Column 2: Dashed 't' with a small 'h' at the top left.
- Column 3: Dashed 't' with a small 'h' at the top left.
- Column 4: Dashed 't' with a small 'h' at the top left.
- Column 5: Dashed 't' with a small 'h' at the top left.
- Column 6: Dashed 't' with a small 'h' at the top left.
- Column 7: Dashed 't' with a small 'h' at the top left.

R



r

r r r r r r r


r r r r r r r

r r r r r r r


R



r




D



d



D



d



S



s

S S S S S S S S S

S S S S S S S S S

S S S S S S S S S


S





s











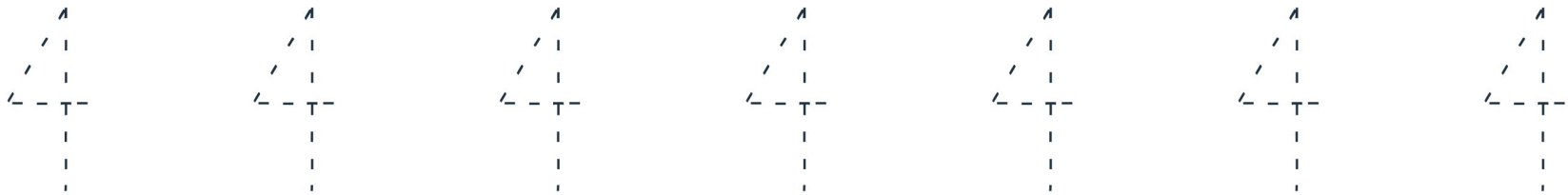
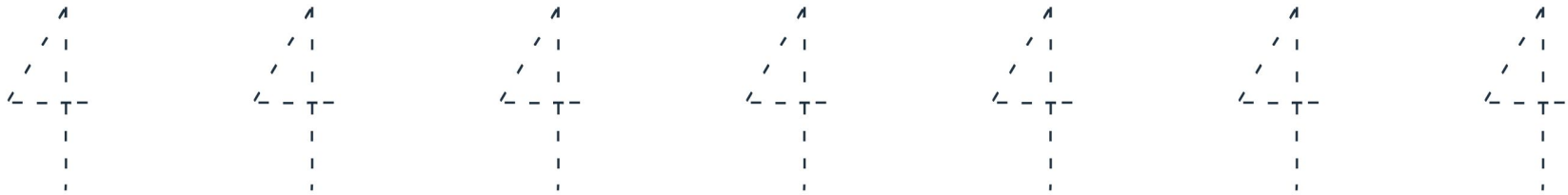

2



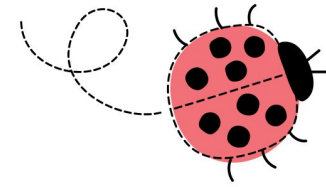
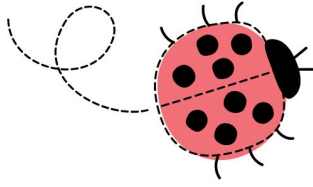
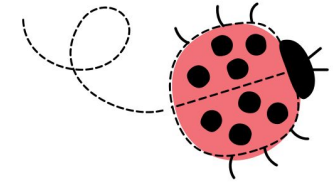
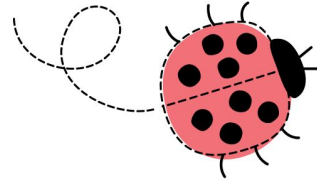
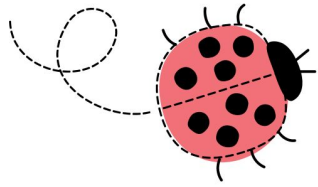
3






4



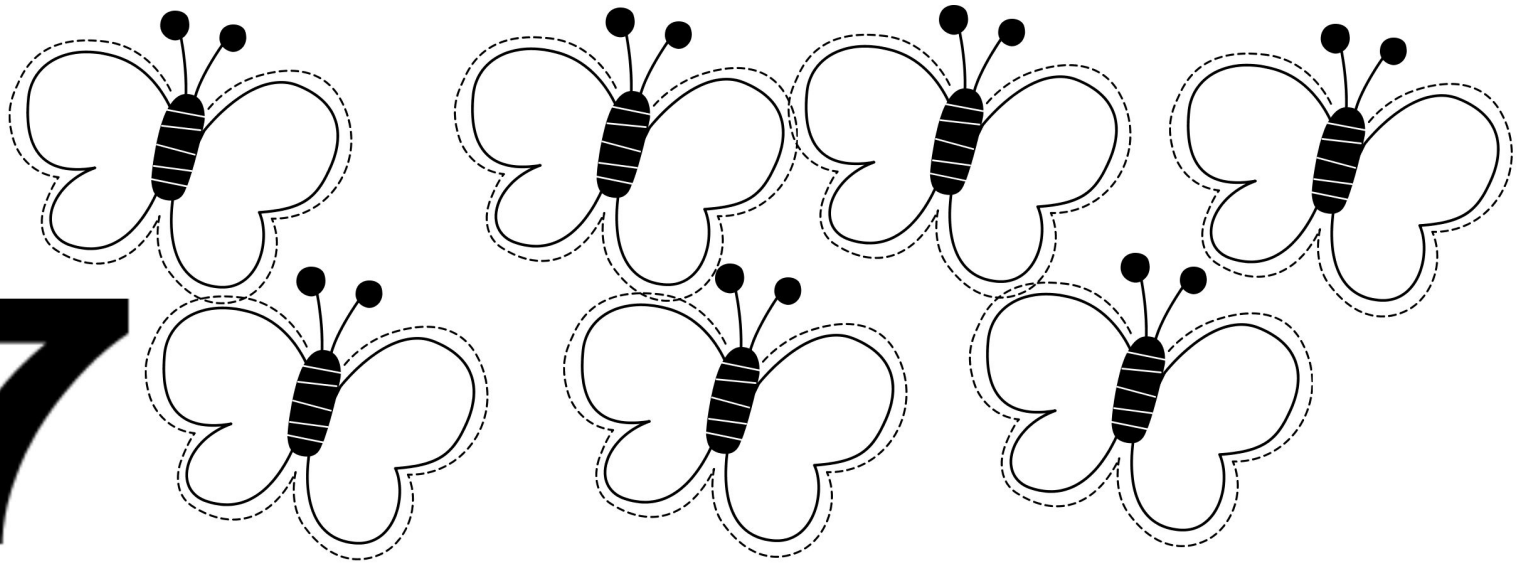
5




6



7



8



P



p

P

P

P

P

P

P

P

p

p

p

p

p

p

p

P

p

P

p

P

p

P

P



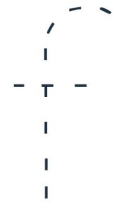
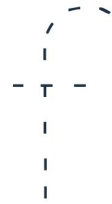

p



F



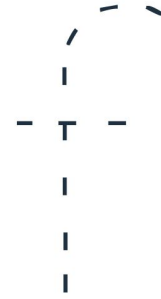
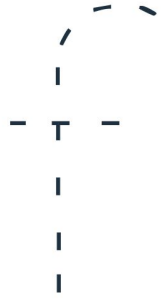
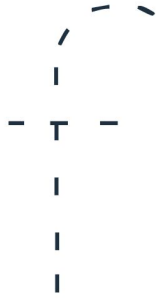
f

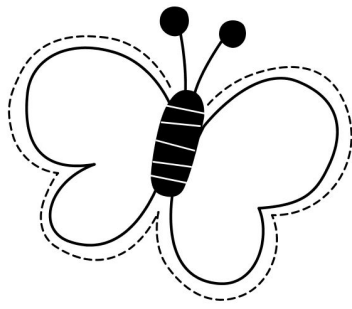


F



f





B

b

b

b

b

b

b

b

b

b

b

b

b

b

b

b

b

b

b

b

b

b

b

b

b

b